

Product overview




Table of contents

Cable fault location

Page 04–06



Cable testing and diagnostics

Page 07–09



Page 10–11

Cable test vans and systems



BAUR
software

Page 14



Insulating oil testing

Page 12



Cable fault location

In power supply, reliability and the careful handling of resources are extremely important. Any faults that occur in cable systems must be determined quickly and precisely. To do this, BAUR offers robust and reliable, yet flexible devices capable of fast and accurate cable fault location in any situation.



Technical information and data sheets for each of our products is available at baur.eu/cfl

Burn down transformers

ATG 2, ATG 6000

Burn down transformer for reducing the fault resistance

- For use on cable faults that are difficult to locate
- Separate current and voltage regulation on each burn level



Device	Voltage step/burning voltage	Output current
ATG 2	DC 10 kV	32 A
ATG 6000	DC 15 kV	90 A

Cable and phase identification

KSG 200

Cable identification system for use on de-energised and live cables

- Pulse current of up to 180 A
- Absolutely reliable identification of the correct cable



Cable sheath testing and fault location

shirla

Portable device for cable sheath testing and fault location

- Cable and cable sheath testing up to 10 kV
- Fault pre-location by means of high-resolution resistance measuring bridge
- Step voltage method for cable sheath fault pin-pointing



Cable fault pin-pointing and tracing

protrac®

All-in-one cable fault location and tracing system

- Bluetooth connection for wireless operation
- 3D user guidance by left/right navigation and fault direction display
- Active support from the BAUR Fault Location App
- Integrated loudspeaker



Locator Set/UL 30

Universal system for line and cable fault location

- Tracing
- Determining the depth of cables and metal pipes
- Short-circuit fault location using twisted field or minimum distortion method
- Audio frequency transmitter, 50 W



TG 20/50 and TG 600

Audio frequency transmitter for cable tracing and fault location

- Automatic and manual impedance adjustment
- High-performance audio frequency transmitter, 50 VA or 600 VA

TG 20/50



CL 20

Handy device for locating cable routes and metal pipes

- Easy to handle
- Direct indication of the laying depth
- Signal current measurement



Cable fault location

Surge voltage generators

SSG 500-3000

Surge voltage generators specifically designed for use in low- and medium-voltage networks

- High surge energy in all voltage ranges
- High DC burn current
- Voltage steps can be continuously adjusted from 0 kV to max. output voltage



Device	Voltage	Surge energy	Burn current	Weight
SSG 500	3–16 kV	512 J	480 mA	48 kg
SSG 1100	0–8, 16, 32 kV	1100 J	560 mA	79 kg
SSG 1500	0–8, 16, 32 kV	1536 J	850 mA	120 kg
SSG 2100	0–8, 16, 32 kV	2048 J	850 mA	126 kg
SSG 3000	0–8, 16, 32 kV	3000 J	850 mA	147 kg

BAUR XL-CFL for fast and efficient cable fault location on long land and submarine cables

Individual XL-CFL product solutions

A combination of powerful systems and the extensive expertise of BAUR specialists

- **Portable devices**
for cable fault location at multiple locations of use
- **Mobile systems**
all measurement methods integrated into a single system
- **Stationary XL-CFL systems**
all measurement methods and application at both ends of long cables

Find out more in the BAUR XL-CFL solution folder



Time domain reflectometers

IRG 2000

Time domain reflectometer (TDR) up to cable length of 65 km

- Cable fault pre-location using Time Domain Reflectometry
- Automatic measurement and display of the fault distance
- Main unit for proven pre-location methods



IRG 4000

Time domain reflectometer (TDR) for cable lengths up to 1000 km

- One device – all measurement methods
- All functions of the BAUR Software 4
- Fingerprint generation
- BAUR GeoBase Map
- BAUR Fault Location App
- Export/import GIS data
- Insulation resistance measurement up to 1000 V
- Remote control via WLAN
- Can be directly combined with BAUR diagnostics systems



BAUR software for cable fault location

BAUR Software 4

Condition-based maintenance of the cable network
Find out more on pages 14–15



Cable testing and diagnostics

Cable networks are the most valuable asset of any energy provider. Condition-based maintenance is gaining importance for power cable network companies. Precise information about the condition of cable routes enhances the competitive edge.


home of diagnostics

AC and DC voltage testing

PGK HB

Voltage test with DC voltage or mains frequency

- On-site DC voltage testing of paper-insulated mass-impregnated cables
- Voltage test on electrical equipment
- Cable sheath testing

 Cable fault location systems




Device	DC max.	AC max.
PGK 70 HB	+/- 70 kV	55 kV _{rms} / 7 mA _{rms}
PGK 70/2,5 HB	+/- 70 kV	55 kV _{rms} / 50 mA _{rms}
PGK 110 HB	+/- 110 kV	80 kV _{rms} / 14 mA _{rms}
PGK 110/5 HB	+/- 110 kV	80 kV _{rms} / 66 mA _{rms}
PGK 150 HB	+/- 150 kV	110 kV _{rms} / 9 mA _{rms}
PGK 150/5 HB	+/- 150 kV	110 kV _{rms} / 50 mA _{rms}
PGK 260 HB	+/- 260 kV	190 kV _{rms} / 9 mA _{rms}

PGK 50 E / PGK 80 E

DC HV tester for medium-voltage cables

- On-site DC voltage testing of paper-insulated mass-impregnated cables up to 50 or 80 kV
- Voltage test on electrical equipment
- Cable sheath testing



PGK 25

DC HV tester for use on low- and medium-voltage cables up to 25 kV

- On-site DC voltage testing of paper-insulated mass-impregnated cables up to 25 kV
- Voltage test on electrical equipment
- Cable sheath testing



Portable VLF testing and tan δ diagnostics

frida

VLF tester for medium-voltage cables

- VLF cable testing with truesinus® 0.1 Hz to 26 kV_{rms} / 36 kV_{peak}
- Partial discharge measurement in combination with PD-TaD 62
- Cable sheath testing and sheath fault location



PD-TaD



frida TD

VLF tester and diagnostics device for medium-voltage cables

- VLF cable testing with truesinus® 0.1 Hz to 26 kV_{rms} / 36 kV_{peak}
- Integrated dissipation factor diagnostics tan δ and MWT with tan δ
- Partial discharge measurement in combination with PD-TaD 62
- Cable sheath testing and sheath fault location



PD-TaD



viola

VLF tester for medium-voltage cables

- VLF cable testing with truesinus® 0.1 Hz to 44 kV_{rms} / 62 kV_{peak}
- Partial discharge measurement in combination with PD-TaD 62
- Cable sheath testing and sheath fault location



PD-TaD 62



viola TD

VLF tester and diagnostics device for medium-voltage cables

- VLF cable testing with truesinus® 0.1 Hz to 44 kV_{rms} / 62 kV_{peak}
- Integrated dissipation factor diagnostics tan δ and MWT with tan δ
- Partial discharge measurement in combination with PD-TaD 62
- Cable sheath testing and sheath fault location



PD-TaD 62



VLF test and diagnostics systems

PHG 80 portable

High-performance VLF tester for medium-voltage cables

- VLF cable testing with truesinus® 0.1 Hz to 57 kV_{rms} / 80 kV_{peak}
- Partial discharge measurement in combination with PD-TaD 80
- Cable sheath testing



PD-TaD 80



PHG 80 portable + PD-TaD

High-performance VLF tester and diagnostics device for medium-voltage cables

- VLF cable testing with truesinus® 0.1 Hz to 57 kV_{rms} / 80 kV_{peak}
- Dissipation factor diagnostics tan δ in combination with PD-TaD 80
- Partial discharge measurement in combination with PD-TaD 80
- Cable sheath testing



PD-TaD 62



Portable partial discharge diagnostics

PD-TaD 62

Portable PD diagnostics system

- PD measurements up to 44 kV_{rms} / 62 kV_{peak}
- PD level detection



frida, frida TD, viola, viola TD



PD-TaD 80

Portable PD diagnostics system

- PD measurements up to 57 kV_{rms} / 80 kV_{peak}
- PD level detection



PHG 80 portable, PHG 80, cable test van



Online partial discharge diagnostics

liona

Online PD Spot Tester

- PD spot test during mains operation (duration: 5–10 minutes)
- PD mapping with iPD transponder during mains operation
- Automatic differentiation between interference and partial discharge with DeCIfer® technology



Partial discharge pin-pointing

tracy

Partial discharge inductor

- Exact pin-pointing of partial discharge locations



Technical information and data sheets for each of our products is available at baur.eu/t-and-d

BAUR software for cable testing and diagnostics



BAUR Software 4

Condition-based maintenance of the cable network
Find out more on pages 14–15



statex®

Analysis software for determining the statistical remaining life time
Find out more on pages 14–15



Cable test vans and fault location systems

Precise and fast cable fault location, testing and diagnostics of new and aged cable routes – the BAUR cable test vans are suitable for any operation. Fast and reliable. Exactly adapted to individual requirements and cable networks.

Cable test van



titron®

The intelligent test van for cable fault location and diagnostics

- All cable fault location and diagnostics methods in one vehicle
- Can be flexibly adapted to specific requirements
- Remote control via BAUR Fault Location App
- Compact, light version for installation in small vehicles



transcable 4000

Individually configurable test van for cable fault location and diagnostics

- Flexible configurability
- High redundancy by simply swapping components
- Cable testing up to DC 110 kV



Technical information and data sheets for each of our products is available at baur.eu/ctv



Cable fault location systems

Syscompact 2000 M pro Portable cable fault location system

- Proven fault pre-location methods are fully integrated
- 0–8 kV and 0–16 kV, 1024 J
- Fast surge sequence for acoustic pin-pointing



Syscompact 2000 portable Mobile cable fault location system

- Small, portable system with high surge energy
- 0–8, 16, 32 kV, 1024 J, optional 1540 J, 2050 J
- IRG 2000 with all pre-location methods



Syscompact 2000 Cable fault location system

- System with high surge energy for installation in small vehicles
- 0–8, 16, 32 kV, 1024 J, optional 1540 J, 2050 J
- IRG 2000 with proven pre-location methods



Syscompact 4000 Cable fault location system

- System with high surge energy for installation in small vehicles
- 0–8, 16, 32 kV, 1024 J, optional 1540 J, 2050 J
- IRG 4000 with all fault pre-location methods





Technical information and data sheets for each of our products is available at baur.eu/ift

Insulating oil testing

Insulating liquids are an important component of many electrical devices. Highly refined mineral oils, silicone oils, vegetable oils (natural ester), and synthetic ester ensure smooth operation of transformers, medical devices, safety devices or even radar equipment. Insulating materials lose their insulating and cooling properties due to impurities and ageing. This can result in damage and failure of transformers and systems.

The testing of insulating liquids is regulated by national and international standards. You can achieve huge savings potential through optimised use of insulating oils and regular testing to increase the service life of oil-insulated transformers and systems.



Breakdown voltage test

DPA 75 C and DTA 100 C

Fully automatic oil breakdown voltage testers

- Reliable assessment of the breakdown voltage of insulating liquids
- Suitable for silicone and ester liquids
- Suitable for portable and laboratory use



Dissipation factor measurement

DTL C

Oil tan delta and resistivity tester

- Precise quality assessment of insulating liquids based on dielectric material rated values (dissipation factor, conductivity, permittivity)
- Powerful enough for continuous operation in the laboratory
- Straightforward sample handling thanks to automated emptying of cell



Report Manager

External USB interface for BAUR oil testers

- Automatic export of measurement logs as PDF and text file




BAUR software for insulating oil testing

ITS Lite

Software for measurement data management

Find out more on pages 14–15





BAUR software

At BAUR, every measurement engineer and asset manager can feel more assured than ever before when it comes to realising the objective of planning repairs in a proactive and cost-optimised way. BAUR's innovative statex® solution is the ideal tool for estimating the life time of cable networks. At BAUR, measurement technology and BAUR software tools are intertwined. The BAUR Software 4 unites cable fault location and cable testing & diagnostics under one roof.



BAUR Software 4

Cable fault location

For intuitive cable fault location

- Comprises all measurement methods for precise cable fault location
- Automated sequences guide the operator quickly and safely to the cable fault
- Optimum operator support during cable fault location provided by the Smart Cable Fault Location Guide
- Fast and easy compilation of clear and precise measurement logs

Cable diagnostics and testing

Condition-based maintenance of the cable network

- Testing, diagnostic measurements, and condition evaluation of medium-voltage cables and electrical equipment
- Support for asset management through condition monitoring of cable networks

statex®

Analysis software for determining the statistical remaining life time

- Determines the speed of ageing and the remaining life time of a cable based on the dissipation factor diagnostics with VLF truesinus®
- Ageing index R for assessing the dielectric losses, and voltage and time stability
- Recommendation for subsequent measurement



ITS Lite

Software for measurement data management

- Transfer and management of analysis results of the DPA 75 C, DTA 100 C, and DTL C oil testers.



DPA 75 C, DTA 100 C, DTL C



Top innovation



Can be combined with

Other BAUR Brochures



Cable testing and diagnostics



Cable fault location



Insulating oil testing



Cable test vans and systems



Further product information is available at:
baur.eu/brochures

